

Dated 14th November, 2024

To
The General Manager,
Department of Corporate Services,
Bombay Stock Exchange Limited,
PhirozeJeejeebhoy Towers,
Dalal Street, Mumbai- 400001

Dear Sir,

**Sub: Intimation of outcome of Board Meeting held on even date -Reg.
Scrip Code:534796**

With reference to the above cited subject, we wish to inform you that the Board of Directors at their Board Meeting held on even date inter-alia, have

- a) Approved the Un-Audited Financial Results of the Company for the second quarter and half year ended 30th September, 2024 as reviewed by the Audit Committee. A copy of the same is herewith enclosed together with Limited Review Report.
- b) Took note the resignation of Ms. Purva Palshikar from the office as Company Secretary and Compliance Officer of the company.
- c) Appointed Mr. Manoj Kumar Dugar as Compliance Officer of the Company.

The meeting of the Board of Directors of the Company commenced at 12.00 Noon and concluded at 4.25 P.M.

Request you to take the above information on record.

Thanking you,

Yours Sincerely,

**Manoj
Kumar
Dugar**

**Manoj Kumar Dugar
Managing Director**

Encl: As above

CDG Petchem Limited

"Shyam-Arihant", 1-8-304/10 & 11, Pattigadda Road,
Secunderabad- 500 003., Telangana, INDIA Tel. : +91 40 66494901
cdg@dugargroup.net, www.procurepoint.in

CIN:L51100TG2011PLC072532

ProcurePoint

Limited Review Report on unaudited Standalone Quarterly Financial Results and Year to Date Results of CDG PETCHEM LIMITED pursuant to the Regulation 33 of SEBI (Listing Obligations and Disclosure Requirements) Regulations, 2015.

To
Board of Directors
CDG Petchem Limited


We have reviewed the accompanying statement of unaudited financial results of CDG Petchem Limited for the period ended 30th September, 2024. This statement is the responsibility of the Company's Management and has been approved by the Board of Directors. Our responsibility is to issue a report on these financial statements based on our review.

We conducted our review of the Statement in accordance with the Standard on Review Engagements (SRE) 2410 - "Review of Interim Financial Information Performed by the Independent Auditor of the Entity", issued by the Institute of Chartered Accountants of India. This standard requires that we plan and perform the review to obtain moderate assurance as to whether the financial statements are free of material misstatement. A review is limited primarily to inquiries of company personnel and analytical procedures applied to financial data and thus provides less assurance than an audit. We have not performed an audit and accordingly, we do not express an audit opinion.

Based on our review conducted as above, nothing has come to our attention that causes us to believe that the accompanying statement of unaudited financial results prepared in accordance with applicable accounting standards and other recognized accounting practices and policies has not disclosed the information required to be disclosed in terms of Regulation 52 of the SEBI (Listing Obligations and Disclosure Requirements) Regulations, 2015 including the manner in which it is to be disclosed, or that it contains any material misstatement.

Our conclusion on the Statement is not modified in respect of this matter.

Place: Hyderabad
Date: 14th day of November, 2024



For S. Bhalotia & Associates
Chartered Accountants
Firm Reg. No. 325040E



CA Binod Kumar Sahoo
(Partner)

Membership No: 305406
UDIN: 24305406BKCCKEA6552

CDG PETCHEM LIMITED

Regd. & Corp Office: Shyam Arihant, 1-8-304 to 307/10&11, Pattigadda Road, Secunderabad-500003
Telangana, India, Tel: 040-27909001, 66494900/1/2, Email: corporate@dugargroup.net

STATEMENT OF UNAUDITED STANDALONE FINANCIAL RESULTS FOR THE QUARTER AND HALF YEAR ENDED 30TH SEPTEMBER 2024

(Rs in Lakhs)

| Particulars | Quarter Ended | | | Half year ended | | Year Ended |
|--|----------------|----------------|---------------|-----------------|---------------|-----------------|
| | 30.09.2024 | 30.06.2024 | 30.09.2023 | 30.09.2024 | 30.09.2023 | 31.03.2024 |
| | Un-Audited | Un-Audited | Un-Audited | Un-Audited | Un-Audited | Audited |
| Income: | | | | | | |
| Revenue from operations | 109.56 | 264.03 | 480.99 | 373.59 | 956.76 | 1,539.98 |
| Other Income | 1.56 | 5.64 | 0.00 | 7.20 | 0.00 | 67.83 |
| Total Income | 111.12 | 269.67 | 480.99 | 380.79 | 956.76 | 1607.81 |
| Expenditure: | | | | | | |
| Purchase Of Traded Goods | 95.22 | 222.06 | 472.06 | 317.28 | 876.51 | 1,468.94 |
| Changes in inventories of stock in trade | 6.48 | 50.63 | -43.40 | 57.11 | (8.92) | 43.22 |
| Employee benefits expense | 3.45 | 3.48 | 4.65 | 6.93 | 11.36 | 18.73 |
| Finance Cost | 18.71 | 17.32 | 16.70 | 36.03 | 33.66 | 96.38 |
| Depreciation expense | 2.68 | 3.95 | 2.45 | 6.63 | 7.01 | 14.62 |
| Other expenses | 12.26 | 10.43 | 29.18 | 22.69 | 36.18 | 60.99 |
| Total expenses | 138.79 | 307.87 | 481.64 | 446.66 | 955.80 | 1,702.86 |
| Net Profit/ (Loss) for the period (before tax, exceptional items and/ or extraordinary items) | (27.67) | (38.20) | (0.64) | (65.87) | 0.96 | (95.05) |
| Exceptional Items (loss)/gain | | | | | | |
| Net Profit/ (Loss) for the period (before tax, after exceptional items and/ or extraordinary items) | (27.67) | (38.20) | (0.64) | (65.87) | 0.96 | (95.05) |
| Tax expenses | | | | | | |
| Current tax | - | | (0.25) | | | - |
| Deferred tax | 6.64 | 3.15 | 2.69 | 9.79 | 2.57 | (3.41) |
| Tax pertaining to previous Year | | | | | | - |
| MAT Credit | - | | (0.34) | | | - |
| Net Profit/ (Loss) for the period (after tax, after exceptional items and/ or extraordinary items) | (34.32) | (41.35) | (2.75) | (75.67) | (1.61) | (91.64) |
| Profit/(Loss) for the period after tax | (34.32) | (41.35) | (2.75) | (75.67) | (1.61) | (91.64) |
| Other Comprehensive Income : | | | | | | |
| - Items that will not be reclassified in profit or loss | | | - | | | |
| - Income tax relating to items that will not be reclassified to profit or loss | | | - | | | |
| Other Comprehensive income for the period, net of tax | | | - | | | |
| Total Comprehensive income for the Period | (34.32) | (41.35) | (2.75) | (75.67) | (1.61) | (91.64) |
| Profit/ Loss for the period | | | | | | |
| Paid up Equity Share Capital (Face Value of the Share Rs.10/- each) | 307.75 | 307.75 | 307.75 | 307.75 | 307.75 | 307.75 |
| Earnings Per Share(EPS) (Not annualised) | | | | | | |
| - Basic | (1.12) | 0.04 | 0.77 | (2.46) | (0.05) | (1.35) |
| - Diluted | (1.12) | 0.04 | 0.77 | (2.46) | (0.05) | (1.35) |

1) The unaudited standalone financial results for the quarter and half year ended 30th September, 2024 have been reviewed by the Audit Committee and thereafter approved by the Board of Directors of the Company at their respective meetings held on 14th November, 2024. The Statutory Auditors of the Company have carried out the Limited Review of the financial results.

2) The figures for the year ended 31st March 2024 are extracted from the Audited Financial Statements, which are prepared in accordance with Indian Accounting Standards ('Ind-AS') as prescribed under section 133 of the Companies Act, 2013 read with relevant rules issued thereunder.

3) Figures for the previous year/ periods have been regrouped and reclassified to conform to the classification of the current year/ periods, where necessary.


4) The above results are available on our company website www.cdgroup.in.

Place: Hyderabad

Dated: 14th November 2024

For CDG Petchem Limited

Manoj Kumar Dugar
Managing Director
(DIN: 00352733)



CDG PETCHEM LIMITED
(Formerly Urbaknitt Fabs Limited)
CIN: L51100TG2011PLC072532


Statement of Assets and Liabilities as at September 30, 2024

(Rs. In Lakhs)

| Particulars | For the Quarter | As at |
|---|-------------------------------------|------------------------------|
| | 30th September, 2024 (Unaudited) | 31st March 2024 (Audited) |
| Non-current Assets | | |
| (a) Property, Plant and Equipment and Intangible Assets | | |
| - Property, Plant and Equipment | 334.91 | 473.79 |
| (b) Financial Assets | - | - |
| - Investments | 5.30 | 5.30 |
| (c) Other Non-current Assets | 6.76 | 14.23 |
| | 346.97 | 493.32 |
| Current Assets | | |
| (a) Inventories | - | 57.11 |
| (b) Financial Assets | - | - |
| - Trade receivables | 122.19 | 391.82 |
| - Cash and Bank Balances | 9.08 | 13.54 |
| - Other Financial Assets | 41.63 | 30.28 |
| (c) Other Current Assets | 31.27 | 55.42 |
| | 204.16 | 548.18 |
| Total Assets | 551.13 | 1,041.50 |
| EQUITY AND LIABILITIES | | |
| Equity | | |
| (a) Equity share capital | 307.75 | 307.75 |
| (b) Other Equity | (298.30) | (222.63) |
| Total Equity | 9.45 | 85.12 |
| Liabilities | | |
| Non Current Liabilities | | |
| (a) Financial liabilities | | |
| - Borrowings | 22.38 | 365.62 |
| (b) Deferred tax Liabilities(Net) | 32.45 | 22.66 |
| Current liabilities | | |
| (a) Financial Liabilities | | |
| - Borrowings | - | 546.67 |
| - Trade Payables | - | - |
| - Total Outstanding dues of Micro and Small Enterprises | - | 0.02 |
| - Total Outstanding dues Other than Micro and Small Enterprises | 82.02 | 3.13 |
| - Other Financial Liabilities | 1.24 | 3.67 |
| (b) Other Current Liabilities | 402.30 | 13.08 |
| (c) Provisions | 1.29 | 1.54 |
| | 541.68 | 956.38 |
| Total Liabilities | 541.68 | 956.38 |
| Total equity and liabilities | 551.13 | 1,041.50 |

For and on behalf of the BOD of CDG Petchem

Limited



Manoj Kumar Dugar
Managing Director & Chairman
(DIN:00352733)

Place: Hyderabad

Date: 14.11.2024

CDG PETCHEM LIMITED
(Formerly Urbaknitt Fabs Limited)
CIN: L51100TG2011PLC072532

Statement of Profit and Loss for the Period Ended 30th September, 2024

(Rs. In Lakhs)

| Particulars | For the Quarter 30th September, 2024 (Unaudited) | For the Year 31st March, 2024 (Audited) |
|---|--|---|
| I Income | | |
| Revenue from operations | 373.59 | 1,539.98 |
| Other Income | 7.20 | 67.83 |
| Total Income | 380.79 | 1,607.82 |
| II Expenses | | |
| Cost of Materials Consumed | 317.28 | 1,468.94 |
| Changes in Inventories of Finished Goods, Stock in Trade & Work-in Progress | 57.11 | 43.22 |
| Employee benefits expense | 6.93 | 18.73 |
| Finance costs | 36.03 | 96.38 |
| Depreciation & Amortisation Expense | 6.63 | 14.62 |
| Other expenses | 22.69 | 60.99 |
| Total expenses | 446.66 | 1,702.86 |
| III Profit before tax (I-II) | (65.87) | (95.05) |
| IV Tax expense: | | |
| Current Tax | - | - |
| Deferred Tax | 9.79 | (3.41) |
| Income tax relating to previous year | - | - |
| MAT Credit Entitlement | - | - |
| Total Tax Expense | 9.79 | (3.41) |
| V Profit /(Loss) for the period after tax (V+VIII) | (75.67) | (91.64) |
| VI Other Comprehensive Income | | |
| A Items that will not be reclassified to profit or loss | - | - |
| B Items that will be reclassified to profit or loss | - | - |
| Other Comprehensive Income for the year, net of tax (A+B) | - | - |
| VII Total Other Comprehensive Income for the year | (75.67) | (91.64) |
| VIII EARNINGS PER EQUITY SHARE | | |
| Basic and Diluted | (0.00) | (0.00) |

For and on behalf of the BOD of CDG
Petchem Limited



Manoj Kumar Dugar
Managing Director & Chairman
(DIN:00352733)

Place: Hyderabad
Date: 14.11.2024


CDG PETCHEM LIMITED
(Formerly Urbaknitt Fabs Limited)
CIN: L51100TG2011PLC072532

Standalone Cashflow Statement For the Period upto 30 September 2024

| PARTICULARS | For the period 30 september 2024(Un- Audited) | Year Ended 31st March 2024(Audited) |
|--|--|--|
| CASH FLOW FROM OPERATING ACTIVITIES | | |
| Net Profit (Loss) before Tax | (65.87) | (95.05) |
| Adjustments for Non-Operating Activities: | | |
| Depreciation | 6.63 | 14.62 |
| Loss/ (Profit) on Sale of Assets | (7.10) | (67.61) |
| Finance Cost | 36.03 | 96.38 |
| Interest Received | - | - |
| | 35.56 | 43.38 |
| Operating Profit before Working Capital Changes | (30.31) | (51.67) |
| Adjustments for Working Capital Changes: | | |
| Inventories | 57.11 | 201.92 |
| Trade Receivables | 269.64 | (42.76) |
| Other financial Assets | (11.35) | 25.46 |
| Other Assets | 46.32 | 15.15 |
| Provisions for Expenses | (0.25) | (2.30) |
| Trade Payables | 78.89 | (8.40) |
| Other financial liabilities | (2.43) | (13.78) |
| Other Current Liabilities | 389.22 | 1.30 |
| Non Current Financial Assets | 7.47 | - |
| Cash Generation From Operations | 834.62 | 176.60 |
| Direct Taxes Paid/(Refund) (Net) | - | - |
| A. Net Cash from Operating Activities | 804.31 | 124.93 |
| CASH FLOW FROM INVESTING ACTIVITIES | | |
| Acquisition of Fixed Assets (including capital work in progress) | - | (32.64) |
| Proceeds from Sale of Fixed Assets | 117.16 | 143.27 |
| Other Non current Assets | - | - |
| Interest Received | - | - |
| Sale of Subsidiary | - | - |
| B. Net Cash from Investing Activities | 117.16 | 110.63 |
| CASH FLOW FROM FINANCING ACTIVITIES | | |
| Financial costs Incurred | (36.03) | (96.38) |
| Loan Taken/Repayment of Borrowings | (889.90) | (132.08) |
| C. Net Cash from Financing Activities | (925.93) | (228.46) |
| Net Increase (Decrease) in Cash and Cash Equivalent (A+B+C) | (4.46) | 7.11 |
| Cash and Cash Equivalent (Opening) | 13.54 | 6.43 |
| Cash and Cash Equivalent (Closing) | 9.08 | 13.54 |

Place: Hyderabad
Date: 14.11.2024

For and on behalf of the BOD
of CDG Petchem Limited



Manoj Kumar Dugar
Managing Director & Chairman
(DIN:00352733)



Independent Auditor's Review Report on unaudited Consolidated Quarterly Financial Results and Year to Date Results of CDG PETCHEM LIMITED (formerly known as Urbaknitt Fabs Limited) pursuant to the Regulation 33 of SEBI (Listing Obligations and Disclosure Requirements) Regulations, 2015.

To
Board of Directors of
CDG PETCHEM LIMITED (formerly known as Urbaknitt Fabs Limited)

We have reviewed the accompanying statement of unaudited consolidated financial results of CDG PETCHEM LIMITED (formerly known as Urbaknitt Fabs Limited) (here in referred to as "the Parent company") for the quarter and six months ended 30th September, 2024. This statement is the responsibility of the Company's Management pursuant to Regulation 33 of SEBI (Listing Obligations and Disclosure Requirements) Regulations, 2015 and has been approved by the Board of Directors. Our responsibility is to issue a report on these financial statements based on our review.

The statement includes the results of the following entities:

- (i) MORBIDO MERCHANDISE PRIVATE LIMITED (Subsidiary)

We conducted our review of the Statement in accordance with the Standard on Review Engagements (SRE) 2410 - "Review of Interim Financial Information Performed by the Independent Auditor of the Entity", issued by the Institute of Chartered Accountants of India. This standard requires that we plan and perform the review to obtain moderate assurance as to whether the financial statements are free of material misstatement. A review is limited primarily to inquiries of company personnel and analytical procedures applied to financial data and thus provides less assurance than an audit. We have not performed an audit and accordingly, we do not express an audit opinion.

Based on our review conducted as above, nothing has come to our attention that causes us to believe that the accompanying statement of unaudited financial results prepared in accordance with applicable accounting standards and other recognized accounting practices and policies has not disclosed the information required to be disclosed in terms of Regulation 52 of the SEBI (Listing Obligations and Disclosure Requirements) Regulations, 2015 including the manner in which it is to be disclosed, or that it contains any material misstatement.






Other Matters:

We did not review the interim financial information of subsidiary company included in the statement, whose interim financial information reflects Total revenue from operations Rs 965.48 lakhs and Rs (1.41) lakhs, total net profit after tax for the quarter and six months ended September 30, 2024 as considered in unaudited consolidated financial results. These interim financial results have been reviewed by other auditors whose reports have been furnished to us by the management and our conclusion on the statement in so far as it relates to the amounts and disclosures included in respect of subsidiary, is solely based on the reports of the other auditor.

Our conclusion on the Statement is not modified in respect of the above matter.

For S. Bhalotia & Associates
Chartered Accountants
Firm Reg. No. 325040E




CA. Binod Kumar Sahoo
Partner
M. No. 305406
UDIN: 24305406BKCKEB8266

Place: Hyderabad
Date: 14.11.2024

CDG PETCHEM LIMITED

Regd. & Corp Office: Shyam Arihant, 1-8-304 to 307/10&11, Pattigadda Road, Secunderabad-500003
Telangana, India, Tel: 040-27909001, 66494900/1/2, Email: corporate@dugargroup.net

STATEMENT OF UNAUDITED CONSOLIDATED FINANCIAL RESULTS FOR THE QUARTER AND HALF YEAR ENDED 30TH SEPTEMBER 2024

(Rs in Lakhs)

| Particulars | Quarter Ended | | | Half year ended | | Year Ended |
|--|----------------|----------------|-----------------|-----------------|-----------------|-----------------|
| | 30.09.2024 | 30.06.2024 | 30.09.2023 | 30.09.2024 | 30.09.2023 | 31.03.2024 |
| | Un-Audited | Un-Audited | Un-Audited | Un-Audited | Un-Audited | Audited |
| Income: | | | | | | |
| Revenue from operations | 603.74 | 636.45 | 1,172.62 | 1240.19 | 2,231.57 | 4,052.75 |
| Other Income | 1.56 | 5.81 | 0.14 | 7.37 | 5.74 | 73.73 |
| Total Income | 605.30 | 642.26 | 1,172.76 | 1,247.56 | 2,237.30 | 4,126.47 |
| Expenditure: | | | | | | |
| Purchases of Traded Goods | 584.53 | 586.32 | (100.48) | 1170.85 | 875.13 | 3,896.25 |
| Changes in inventories of stock in trade | 6.48 | 50.63 | 1,202.14 | 57.11 | 1,236.62 | 39.88 |
| Employee benefits expense | 5.20 | 5.25 | 5.90 | 10.45 | 14.11 | 24.38 |
| Finance Cost | 19.92 | 22.39 | 27.72 | 42.31 | 54.20 | 131.48 |
| Depreciation expense | 4.00 | 5.26 | 3.76 | 9.26 | 9.65 | 19.88 |
| Other expenses | 14.42 | 10.84 | 31.81 | 25.26 | 42.88 | 73.96 |
| Total expenses | 634.54 | 680.69 | 1,170.84 | 1,315.23 | 2,232.59 | 4,185.83 |
| Net Profit/ (Loss) for the period (before tax, exceptional items and/ or extraordinary items) | (29.24) | (38.43) | 1.92 | (67.67) | 4.71 | (59.36) |
| Exceptional Items (loss)/gain | | | | | | |
| Net Profit/ (Loss) for the period (before tax, after exceptional items and/ or extraordinary items) | (29.24) | (38.43) | 1.92 | (67.67) | 4.71 | (59.36) |
| Tax expenses | | | | | | |
| Current tax | - | - | (0.25) | - | - | - |
| Deferred tax | 6.45 | 2.96 | 2.53 | 9.41 | 2.23 | (4.08) |
| Tax pertaining to previous Year | - | - | - | - | - | - |
| MAT Credit | - | - | (0.34) | - | - | - |
| Net Profit/ (Loss) for the period (after tax, after exceptional items and/ or extraordinary items) | (35.69) | (41.39) | (0.02) | (77.08) | 2.48 | (55.28) |
| Profit / (Loss) for the period after tax | (35.69) | (41.39) | (0.02) | (77.08) | 2.48 | (55.28) |
| Other Comprehensive Income : | | | | | | |
| - Items that will not be reclassified in profit or loss | | | - | | | |
| - Income tax relating to items that will not be reclassified to profit or loss | | | - | | | |
| Other Comprehensive income for the period, net of tax | | | - | | | |
| Total Comprehensive income for the Period | (35.69) | (41.39) | (0.02) | (77.08) | 2.48 | (55.28) |
| Profit/ Loss for the period | | | | | | |
| Attributable to: | | | | | | |
| - Owners of equity | (30.03) | (41.37) | (1.35) | (71.40) | 0.48 | (73.59) |
| - Non-controlling interest | (0.43) | (0.20) | 1.34 | (0.63) | 2.00 | 18.30 |
| Paid up Equity Share Capital (Face Value of the Share Rs.10/- each) | 307.75 | 307.75 | 307.75 | 307.75 | 307.75 | 307.75 |
| Other Equity as shown in the balance sheet | | | | | | (219.32) |
| Earnings Per Share(EPS) (Not annualised) | | | | | | |
| - Basic | (1.160) | (1.345) | (0.001) | (0.02) | 0.02 | (1.24) |
| - Diluted | (1.160) | (1.345) | (0.001) | (0.02) | 0.02 | (1.24) |

1) The unaudited consolidated financial results for the quarter and half year ended 30th September, 2024 have been reviewed by the Audit Committee and thereafter approved by the Board of Directors of the Company at their respective meetings held on 14th November 2024. The Statutory Auditors of the Company have carried out the Limited Review of the financial results

2) The figures for the year ended 31-Mar-2024 are extracted from the Audited Financial Statements, which are prepared in accordance with Indian Accounting Standards ('Ind-AS') as prescribed under section 133 of the Companies Act, 2013 read with relevant rules issued thereunder.


3) The figures for the previous year/ periods have been regrouped and reclassified to conform to the classification of the current year/ periods, where necessary.

4) The above results are available on our website www.cdgroup.in.

Place: Hyderabad
Dated: 14th November 2024

For CDG Petchem Limited

Manoj Kumar Dugar
Managing Director
(DIN: 00352733)



CDG PETCHEM LIMITED
(Formerly Urbaknitt Fabs Limited)
CIN: L51100TG2011PLC072532
Consolidated Statement of Assets and Liabilities as on 30th September, 2024
(Rs. In Lakhs)

| Particulars | For the Quarter ending September 30, 2024 (Unaudited) | As at March 31, 2024 (Audited) |
|---|--|--------------------------------------|
| Non-current assets | | |
| (a) Property, plant and equipment | 344.26 | 485.76 |
| Investments | | - |
| (b) Other non-current assets | 14.07 | 20.43 |
| | 358.32 | 506.19 |
| Current assets | | |
| (a) Inventories | 0.27 | 61.84 |
| (b) Financial assets | | |
| - Investments | 0.82 | 0.66 |
| - Trade receivables | 772.84 | 952.00 |
| - Cash and bank balances | 13.94 | 18.70 |
| - Others financial assets | 52.07 | 100.20 |
| (c) Other current assets | 32.67 | 55.96 |
| | 872.61 | 1,189.36 |
| Total assets | 1,230.94 | 1,695.55 |
| EQUITY AND LIABILITIES | | |
| Equity | | |
| (a) Equity share capital | 307.75 | 307.75 |
| (b) Other Equity | (295.77) | (219.32) |
| Equity attributable to owners | 11.98 | 88.43 |
| Non-controlling interest | 25.22 | 24.85 |
| Sub - Total Equity | 37.20 | 113.28 |
| LIABILITIES | | |
| Non Current Liabilities | | |
| (a) Financial liabilities | | |
| - Borrowings | 205.13 | 426.20 |
| (b) Deferred tax liabilities (net) | 31.37 | 21.96 |
| Current liabilities | | |
| (a) Financial Liabilities | | |
| - Borrowings | 71.40 | 729.83 |
| - Trade Payables | | |
| Total Outstanding dues of Micro and Small Enterprises | 468.83 | 323.12 |
| Total Outstanding dues Other than Micro and Small Enterprises | - | 3.13 |
| - Other financial liabilities | 12.51 | 4.71 |
| (b) Other current liabilities | 402.30 | 71.33 |
| (c) Provisions | 2.20 | 1.99 |
| | 1,193.74 | 1,582.27 |
| Total liabilities | 1,193.74 | 1,695.55 |
| Total equity and liabilities | 1,230.94 | 1,695.55 |

For and on behalf of the BOD of CDG Petchem
Limited



Moj

Manoj Kumar Dugar

Managing Director & Chairman

(DIN:00352733)

Place: Hyderabad
Date: 14.11.2024

CDG PETCHEM LIMITED
(Formerly Urbaknitt Fabs Limited)
CIN: L51100TG2011PLC072532

Consolidated Statement of Profit and Loss for the Period Ended 30 September, 2024

(Rs. In Lakhs)

| Particulars | Note | For the period ending | For the period ending |
|---|------|-----------------------------------|-----------------------------|
| | | September 30, 2024 (Unaudited) | March 31, 2024 (Auidted) |
| I Income | | | |
| Revenue from operations | 23 | 1,240.19 | 4,052.75 |
| Other Income | 24 | 7.37 | 73.73 |
| Total Revenue | | 1,247.56 | 4,126.47 |
| II Expenses | | | |
| Cost of Materials Consumed | 25 | 1,170.85 | 3,896.25 |
| Changes in Inventories of Finished Goods, Stock in Trade & Work- in Progress | 26 | 57.11 | 39.88 |
| Employee benefits expense | 27 | 10.45 | 24.38 |
| Finance costs | 28 | 42.31 | 131.48 |
| Depreciation & Amortisation Expense | 26 | 9.26 | 19.88 |
| Other expenses | 29 | 25.26 | 73.96 |
| Total expenses | | 1,315.23 | 4,185.83 |
| III Profit before tax (I-II) | | (67.67) | (59.36) |
| IV Tax expense: | | | |
| Current Tax | | - | - |
| Deferred Tax | | 9.41 | (4.08) |
| Tax pertaining to earlier years | | - | - |
| MAT Credit Entitlement | | - | - |
| Total Tax Expense | | 9.41 | (4.08) |
| V PROFIT BEFORE SHARE IN PROFIT/ (LOSS) IN MINORITY INTEREST(III-IV) | | (77.08) | (55.28) |
| VI Less-Minority Interest | | (0.69) | 18.30 |
| VII Tax Expense of discontinuing operation | | - | - |
| VIII Profit /(Loss) for the period from discontinuing operation after tax (VI-VII) | | - | - |
| IX Profit /(Loss) for the period after tax (V+VIII) | | (76.39) | (73.59) |
| X Other Comprehensive Income | | | |
| A Items that will not be reclassified to profit or loss | | - | - |
| B Items that will be reclassified to profit or loss | | - | - |
| Other Comprehensive Income for the year, net of tax (A+B) | | - | - |
| XI Total Other Comprehensive Income for the year (IX+X) | | (76.39) | (73.59) |
| XII Total Comprehensive Income for the year attributable to: | | (76.39) | (73.59) |
| -Owners of the company | | (76.39) | (73.59) |
| -Non-controlling interest | | (0.69) | 18.30 |
| | | (77.08) | (55.28) |
| XIII EARNINGS PER EQUITY SHARE (Face value Rs.10/- each) | | | |
| Basic and Diluted | | (2.50) | (1.80) |

For and on behalf of the BOD
of CDG Petchem Limited


Manoj Kumar Dugar
Managing Director & Chairman
(DIN:00352733)

Place: Hyderabad
Date: 14.11.2024

CDG PETCHEM LIMITED
(Formerly Urbaknitt Fabs Limited)
CIN: L51100TG2011PLC072532
Consolidated Cashflow Statement upto the period of 30 September 2024

(in Lakhs)

| PARTICULARS | 30 September 2024(Un-Audited) | Year Ended 31st March 2024(Audited) |
|---|-------------------------------|-------------------------------------|
| A. CASH FLOW FROM OPERATING ACTIVITIES | | |
| Net Profit (Loss) before Tax | (67.67) | (59.36) |
| Adjustments for Non-Operating Activities: | - | - |
| Depreciation | 9.26 | 19.88 |
| Loss/ (Profit) on Sale of Assets/Investments | (7.10) | (67.61) |
| Finance Cost (Including Preference dividend) | 42.31 | 131.48 |
| Interest Received | (0.10) | (0.16) |
| | 44.36 | 83.59 |
| Operating Profit before Working Capital Changes | (23.30) | 24.23 |
| Adjustments for Working Capital Changes: | - | - |
| Inventories | 61.57 | 198.59 |
| Change in Current Investments | (0.16) | 0.27 |
| Trade Receivables | 179.16 | 74.00 |
| Other financial Assets | 48.13 | (33.19) |
| Other Assets | 23.29 | - |
| Provisions | 0.21 | (6.02) |
| Trade Payables | 142.59 | 107.33 |
| Other financial liabilities | 7.80 | (13.26) |
| Other Liabilities | 23.18 | 59.30 |
| Current Borrowings | 330.97 | (313.60) |
| Other non current assets | 6.36 | 16.56 |
| Cash Generation From Operations | 823.10 | 89.97 |
| Direct Taxes Paid (Net) | - | - |
| Net Cash from Operating Activities | 799.80 | 114.19 |
| CASH FLOW FROM INVESTING ACTIVITIES | - | - |
| B. Acquisition of Fixed Assets (including capital work in progress) | - | (32.64) |
| Proceeds from Sale of Fixed Assets | 117.16 | 143.27 |
| Interest Received | 0.10 | 0.16 |
| Sale of Subsidiary | - | - |
| Net Cash from Investing Activities | 117.26 | 110.79 |
| CASH FLOW FROM FINANCING ACTIVITIES | - | - |
| C. Finance cost incurred | (42.31) | (131.48) |
| Long Term Borrowings from Others | (879.51) | (87.27) |
| Net Cash from Financing Activities | (921.82) | (218.74) |
| Net Increase (Decrease) in Cash and Cash Equivalent (A+B+C) | (4.76) | 6.24 |
| Cash and Cash Equivalent (Opening) | 18.70 | 12.46 |
| Cash and Cash Equivalent (Closing) | 13.94 | 18.70 |

AS PER OUR REPORT OF EVEN DATE ATTACHED

For and on behalf of the BOD
of CDG Petchem Limited



Manoj Kumar Dugar
Managing Director & Chairman
(DIN:00352733)

Place: Hyderabad

Date: 14.11.2024